

# 1 Login to your computer



Name: First name last initial grad year (johnd21)  
Password: Lunch code twice (12341234)

**Hint:** Don't know your lunch code?  
Ask your advisor.

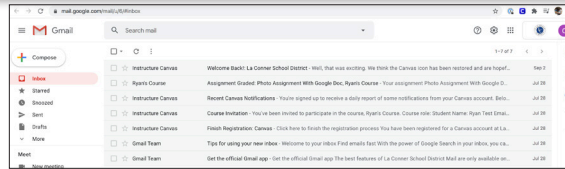


Open the WiFi menu to find available networks.

**Hint:** Don't know your home WiFi connection?  
Contact your internet provider for assistance.


# 2 Login to your school gmail

1. Open Chrome Browser.
2. Go to gmail.com.
3. Username is first name last initial grad year @lc.k12.wa.us (e.g. johnd21@lc.k12.wa.us)



**Hint:** Don't know your password? Request a reset from Mr. Hiller. Text (360) 939-1112.

# 3 Open and connect through Zoom

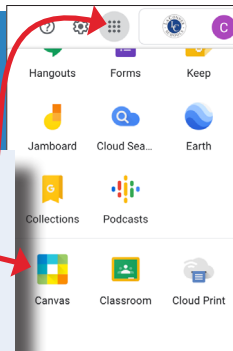


1. Open Applications.
2. Find Zoom app (or go to Zoom.us in browser).
3. Join a meeting with your advisor to test that your camera, microphone, and app all work.

**Hint:** Don't know which Zoom link to join for class? Ask your advisor or email your teacher. Links should be posted in Canvas for each course.

# 4 Login to Canvas

1. In Chrome, open your gmail and go to the Google Waffle icon.
2. Scroll down to Canvas app.
3. Select your school gmail as the login.



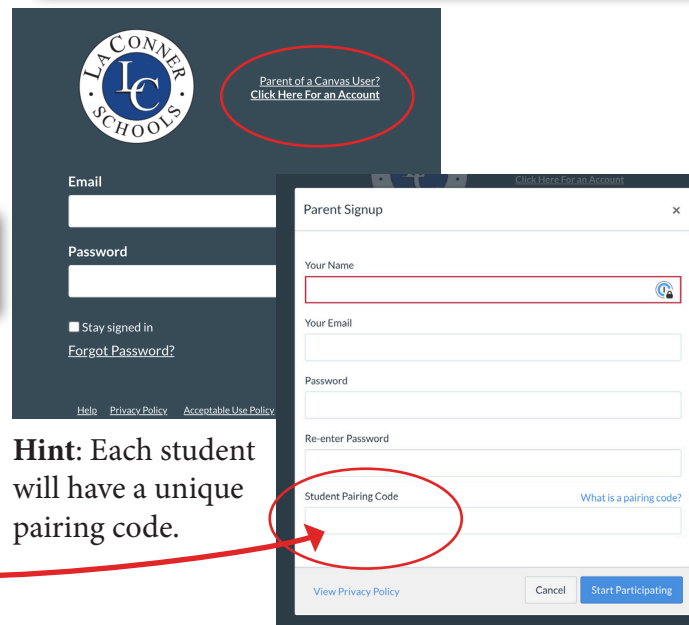
## Next

4. Navigate to Account/Settings.
5. Click "Pair with Observer" button.



# 5 Connect a parent/guardian Canvas account

1. Go to <https://laconnersd.instructure.com>
2. Create parent account.
3. Enter pairing code from student account.

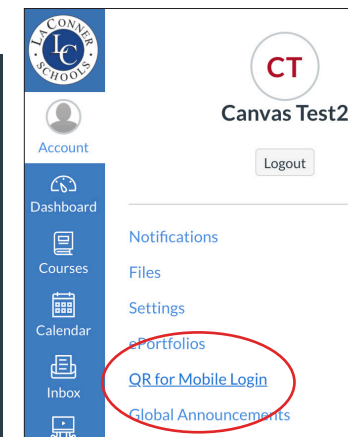


**Hint:** Each student will have a unique pairing code.

# 6 Open Canvas



1. Go to the App Store for your device.
2. Search for and install Canvas Student and/or Canvas Parent.
3. Use the "QR for Mobile Login" to link your laptop account to the App on your phone.



## Are you STUCK?

Contact your advisor in one of these ways:  
Email:

Zoom:

Other: